

Thursday, March 19th – Mrs. Unsihuay’s Class Resources

All completed work can be stored in the envelope and returned when we return to school if you choose.

- 1) Listen to the Morning Announcements by Dr. Leatherbarrow
<https://www.cbsd.org/Page/49332> (Scroll to the bottom of the page and find today’s date.)
- 2) Poetry Playoffs: Round 5 (Read the two poems in Round 5 and cast your vote!)
<https://forms.office.com/Pages/ResponsePage.aspx?id=j0gLqP78hUGl4zhCIN8jygc-g-GOCfPt2moLdFQGHFUMVZCVFpRTk1TTEpFQIAzTlIzU0syWINQOC4u>

Writing

Overview

- Generate ideas to be used as seeds.

Estimated Time: 20 minutes

Explanation:

Task

- Open to the next clean page in your notebook/writing paper
- Write the date at the top (3 – 19 – 20).
- Listen to the story read online titled *The Things I Learned in Second Grade* at <https://www.youtube.com/watch?v=mxmSkCskt8>
- Then title the page “Things I’ve Learned in 2nd Grade” and create a list of things you know and can do now that you couldn’t do before 2nd Grade.
- Choose one thing on the list and write more about it.



Grammar/Word Work

Overview


- Know and apply grade-level phonics and word analysis skills in decoding text.
- Identify homophones.

Estimated Time: 15 minutes

Things to Know: A **homophone** is a word that is pronounced the same as another word but differs in meaning. The words may be spelled the same, such as rose (flower) and rose (past tense of "rise"), or differently, such as carat, caret, and carrot, or to, two and too.

Task

- Find the page in your Homophones packet titled **Homophones: Choosing the Right One.**
- Read each sentence and circle the word that completes the sentence correctly.



Thursday, March 19th – Mrs. Unsihuay's Class Resources

All completed work can be stored in the envelope and returned when we return to school if you choose.

Mathematics

Overview

- Use addition strategies and algorithm to add up to 3-digit numbers with regrouping in ones and tens.
- Use place-value understanding and properties of operations to add and subtract within 1,000.

Est. Time: 40 minutes

Explanation: See the specific directions for each activity.


Task 1: Place Value Practice

- Find the first math packet in your envelope titled **Lesson 2 Place Value**.
- Complete pages 23 and 24

Task 2: XtraMath

- Practice your recall of basic facts by logging in to **XtraMath** and trying to beat your last score.

https://xtramath.org/#/signin/student_other



Task 3: Finding 10 less/more and 1 less/more

- Use understanding of place value and addition to find missing numbers when playing **Addition Brain Workouts** at https://www.mathplayground.com/brain_workouts/brain_workout_01_addition.html
This game is challenging and will involve problem solving as well as computation. Click on the blue screen to start playing.
- **For additional practice opportunities created by the CBSD Math Coaches, see the addition and subtraction practice in Seesaw by clicking the Activities next to the Journal tab.**

Thursday, March 19th – Mrs. Unsihuay’s Class Resources

All completed work can be stored in the envelope and returned when we return to school if you choose.

Reading

Overview

- Build background knowledge for St. Patrick’s Day and respond to questions in complete sentences using correct conventions.
- Read with accuracy and fluency to promote comprehension.
- Know and apply grade-level phonics and word analysis skills in decoding text.
- Determine the meaning of words and phrases as they are used in grade-level text including multiple meaning words.

Est. Time: 45 minutes


Explanation: You will explore the vocabulary found in the article **Why Is the River Green?** in Scholastic News.

Things to Know

Remember to restate the questions and answer in complete sentences.

Task 1: Scholastic News

- Find the packet titled **Watch a Video**.
- Turn to **Word Work**.
- Read the questions, and then reread the article found in your SN magazine.
- Answer the questions by restating the question and using evidence from the text.
- Edit your sentences for correct capitalization, punctuation, finger spacing, and spelling.



Task 2: Independent Reading

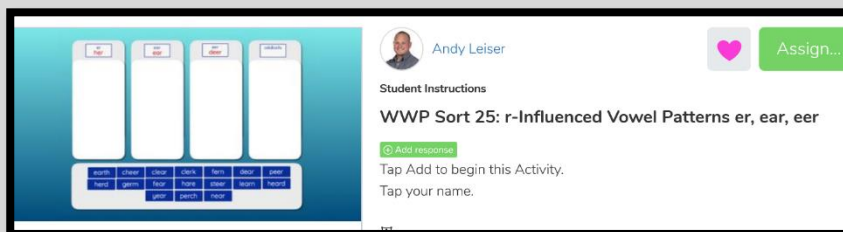
- Find a quiet, comfy spot to enjoy reading a book.

Task 3: Phonics - Review r-influenced ir, ire, ier

- Use the link below to work through the Words Their Way Virtual Sort or complete the word sort activity found in Seesaw by clicking the **Activities** next to the Journal tab.

If you want to use the link below, you need to work on a computer and have Adobe installed.

http://www.phschool.com/atschool/words_their_way/interactive/A65286/player.html



Task 4: Read Aloud

- Visit Seesaw to listen to the last chapter of our Read Aloud: *The Mapmakers’ Race* by Eirllys Hunter

Music: <https://www.cbsd.org/Page/11633>

Special

You can use the link above to find an activity planned by Mrs. Kelly for music.

Thursday, March 19th – Mrs. Unsihuay's Class Resources

All completed work can be stored in the envelope and returned when we return to school if you choose.

Social Studies

Overview

- Locate and identify the 4 oceans and 7 continents

Est. Time: 20 minutes

Explanation: As we think about Ireland, we think about places around the world. This week we'll explore geography.

Task 1

- Watch the Brainpop Jr. video on reading maps.
- <https://jr.brainpop.com/search/?keyword=Continents+and+Oceans>

Username: warwickel

Password: brainpop

- Take the quiz on Brainpop Jr.

Task 2

- Look for and complete the cut/paste **Label the Continents** page in your geography packet.

Option: Share your map in Seesaw by uploading a photo of the page in your geography packet.

